

Barn Door Seller's Guide



Barn Door Options




The Building Center Inc. offers lots of barn door options to fit your décor and your budget.

In Stock, we carry a stainable door kit that can be configured into 8 different panel styles.

Our Standard door products (4-week lead time) are sturdy, paintable MDF panels in 5 different panel styles and multiple sizes.

Our Custom barn doors can be virtually any type of door panel you can imagine in a variety of species and panel styles. This offering includes doors with glass, and oversized or undersized doors for special applications.

Custom Barn Doors



Measure door opening in width and height.

Add 4" to width and 4 – 6 inches to height.

In this example the doorway opening is 80" tall by 36" wide.

The barn door size to properly cover this opening would be 84" tall by 40" wide.

Make sure the wall space beside the doorway is at least the barn door's width.

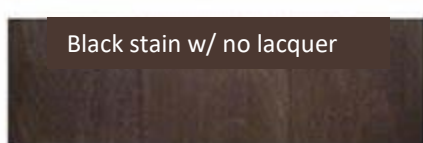
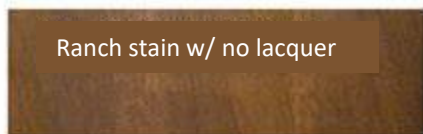
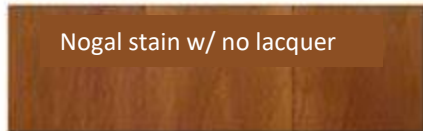
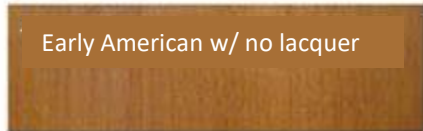
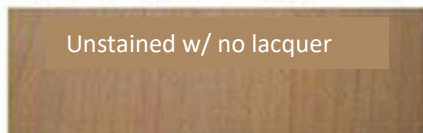
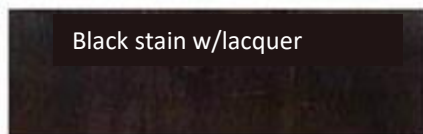
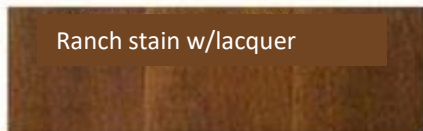
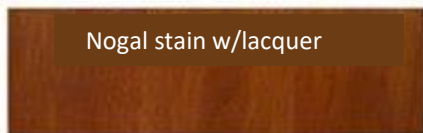
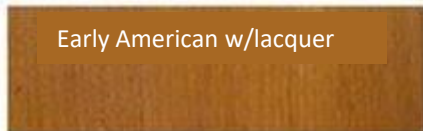
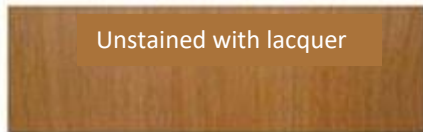
Our custom capabilities are extraordinary. We have a state-of-the-art custom millwork facility, and access to multiple species of wood, including:

Reclaimed Wood | Poplar paint grade
MDF paint grade | Maple
Clear Pine | Knotty Pine
Cherry | Walnut
Red Oak | White Oak
Mahogany or Sapele | Clear Cedar
Knotty Cedar | Knotty Alder

Our craftsmen will skillfully create that one-of-a-kind door that makes your home uniquely beautiful, and uniquely you.

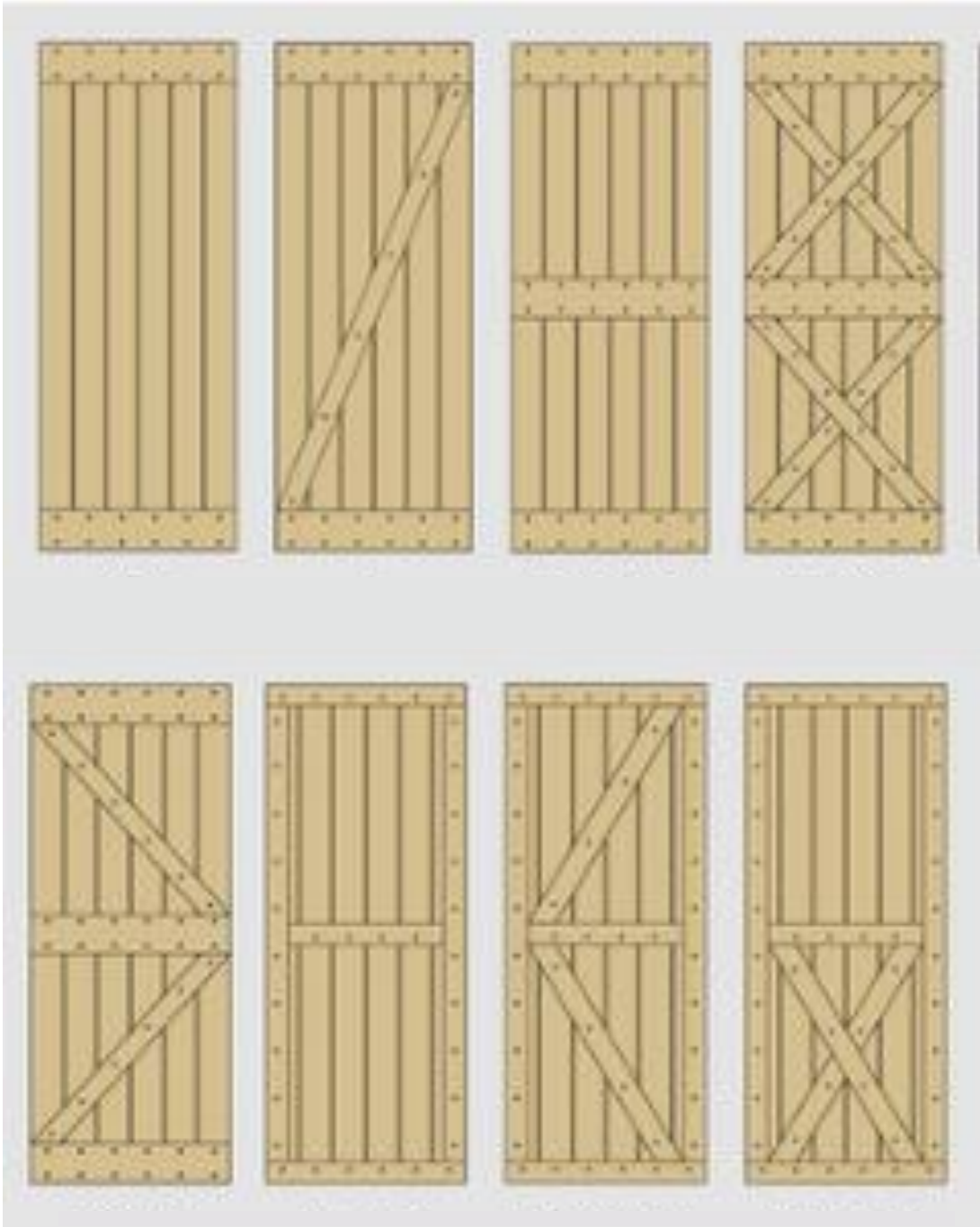


Stock Barn Door Kits: Knotty Pine



Stock doors are sold **unfinished**, but the knotty pine takes a variety of stains very well to create any look, from rustic to contemporary.

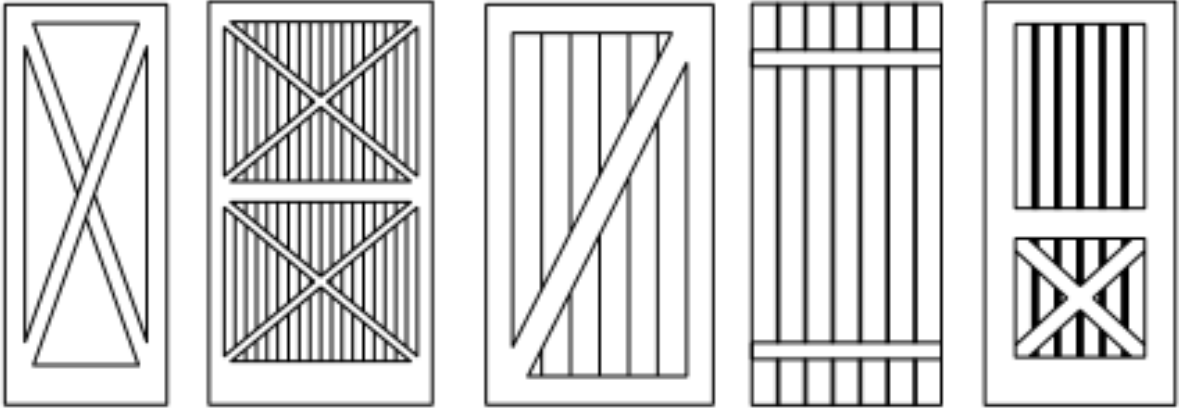
Stock Door Kit Panel Styles



Each kit contains materials to configure one door in your choice of these 8 door styles, 3'0" x 7'0", with hardware included.
(Order your mounting board separately.)

Standard Paintable Barn Door Profiles

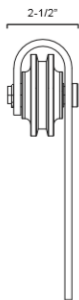
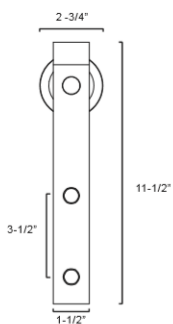
Available in 4 weeks; Hardware, mounting board and fasteners can be purchased separately.



Standard door panel dimensions:

Panel Thickness: 1 3/8" or 1 3/4"

- Widths up to 4'0"
- Heights up to 10'0"
- Mounting board twice the panel width,
• or equal to the hardware track
- Paintable MDF



Weight Limit:
330 Lbs per set



Matte Black Hardware Option: Includes:

- 2 hangers w/ Quiet Bearing Wheels
- Track is Pre-drilled
- Standoffs and Lag Bolts
- 2 Door Stops
- 1 Door L Guide
- Anti-Jump Disc
- Bolts, Nuts & Washers



Interior doors:

We specialize in doors, and have a great selection: Custom, stock and standard barn doors. Swinging doors in standard or custom sizes: molded, wood, exotic and reclaimed wood, and MDF.

And custom trim, too.





Privately Owned, Full-Service Lumber Company
Multiple Locations Serving the Carolinas
Truss Manufacture
Multiple Door Shops
Custom Millwork

*"It is our mission to be your most valued building partner,
building the homes we live in today."*



www.thebuildingcenterinc.com | 704-889-8182

Pineville NC | Greensboro NC | Gastonia NC | Rock Hill SC | Columbia SC | 704.889.8182